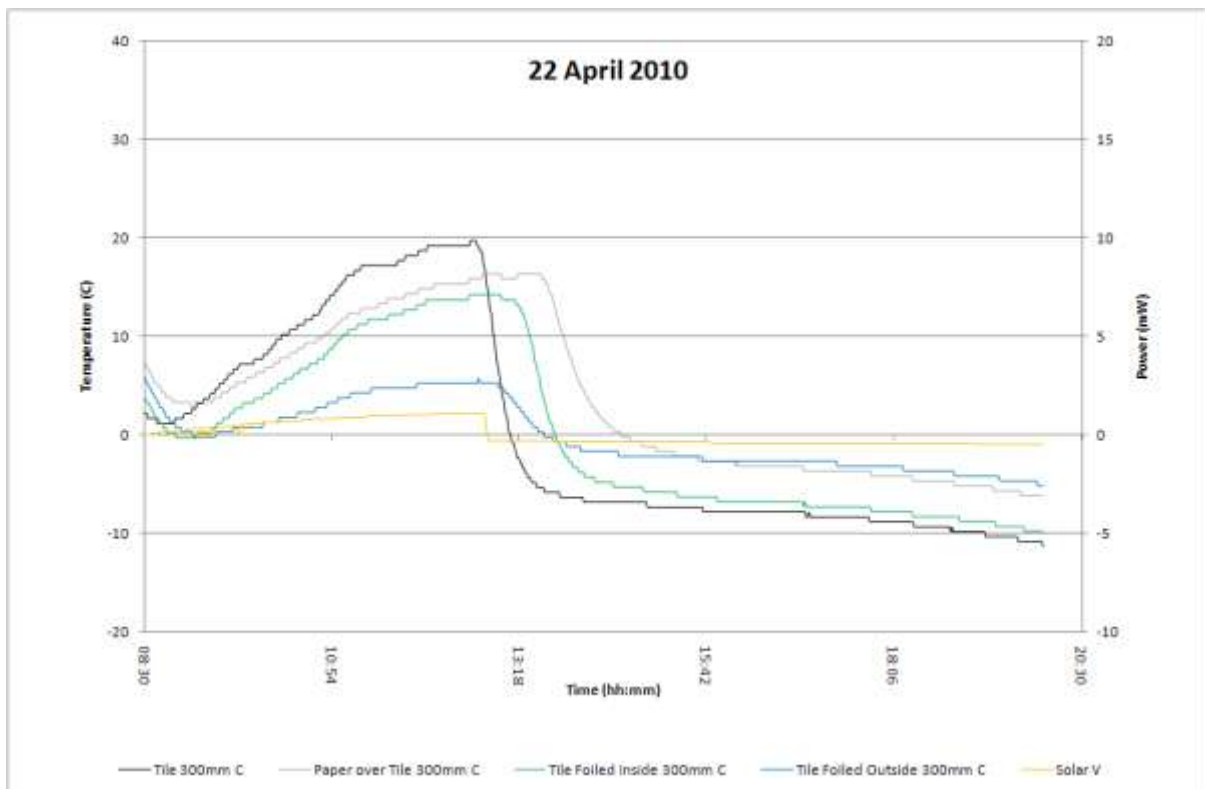


Descriptive Statistics

22 April 2010

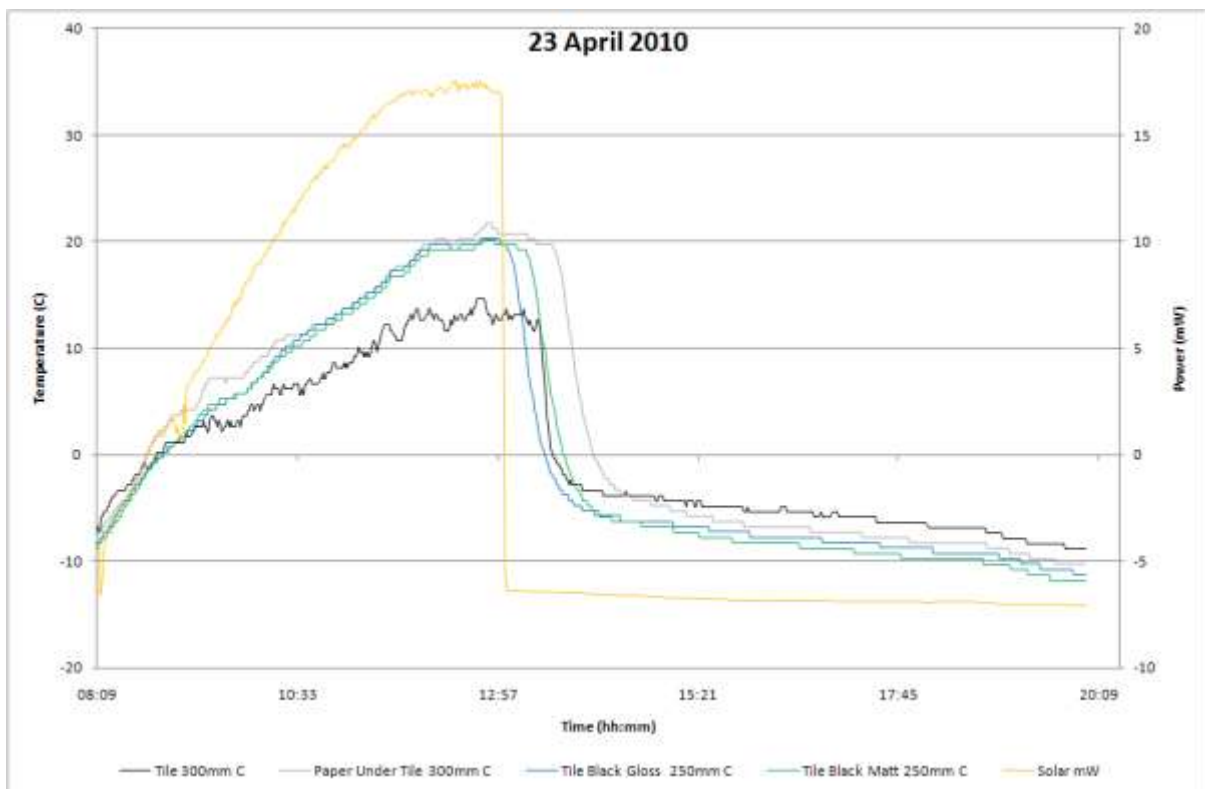
Description	Air Temperature C	Solar V	Solar mW	Solar Shiny C	Tile 300mm C	Paper over Tile 300mm C	Tile Foiled Outside 300mm C	Tile Foiled Inside 300mm C
Count	85	720	0	0	720	720	720	720
Sum	1092	389	4310	11132	12500	12157	9532	12121
Mean	12.8	0.5	6.0	15.5	17.4	16.9	13.2	16.8
Mode	14.7	0.1	0.1	10.0	9.5	9.5	10.5	10.0
Median	13.7	0.2	0.3	11.5	11.0	16.5	12.0	13.5
Standard Deviation	2.4	0.6	8.8	7.0	10.2	7.6	3.5	8.1
Skew	-1.3	0.8	1.2	0.5	0.7	0.3	0.5	0.5
Kurtosis	1.0	-1.0	-0.3	-1.3	-1.0	-1.4	-1.1	-1.3
Min	5.4	0.0	0.0	6.5	6.5	7.0	8.0	7.0
Max	15.2	1.6	26.0	28.5	37.0	29.5	23.0	31.0
Range	9.8	1.6	26.0	22.0	30.5	22.5	15.0	24.0



Descriptive Statistics

23 April 2010

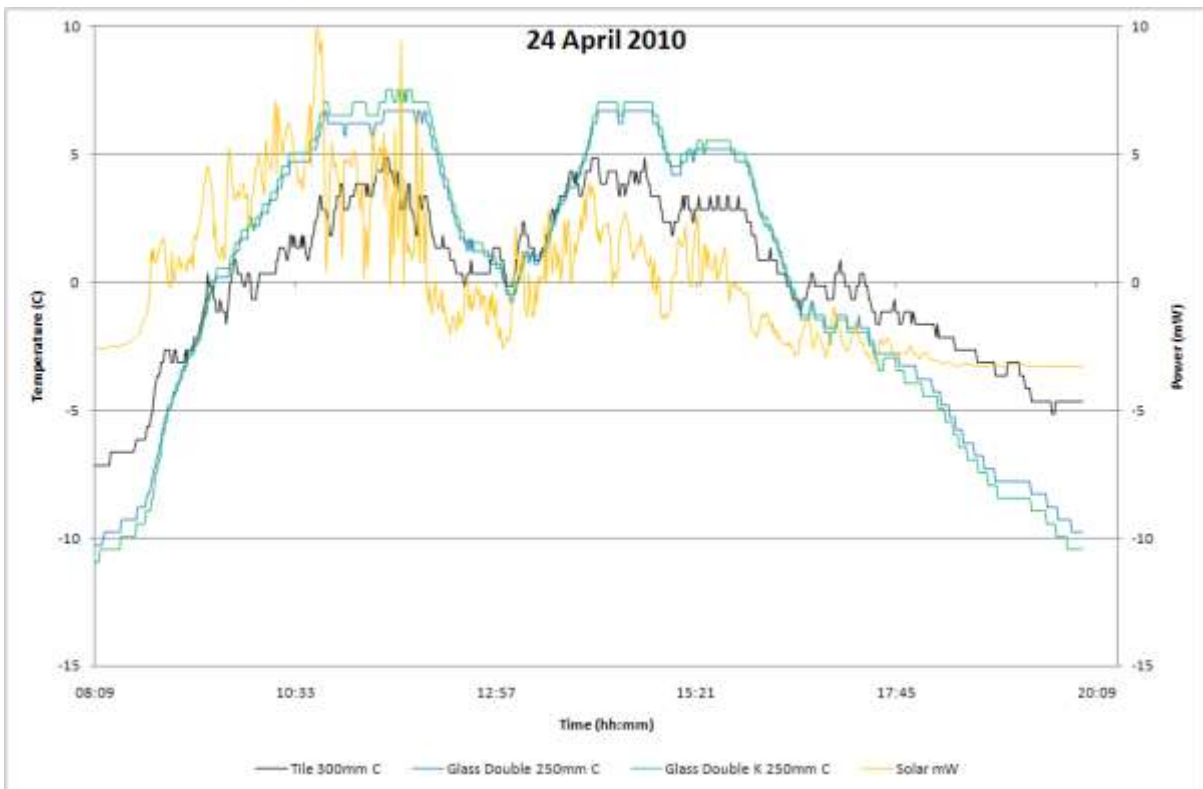
Description	Air Temperature C	Solar V	Solar mW	Solar Shiny C	Solar Matt C	Tile 300mm C	Paper Under Tile 300mm C	Tile Black Gloss 250mm C	Tile Black Matt 250mm C
Count	98	720	720	720	720	720	720	720	720
Sum	1344	444	5087	12487	13808	12487	15384	13868	14606
Mean	13.7	0.6	7.1	17.3	19.2	17.3	21.4	19.3	20.3
Mode	17.0	0.2	0.2	12.0	12.0	12.0	11.0	11.5	10.5
Median	14.8	0.2	0.6	13.5	14.0	13.5	15.5	13.5	14.0
Standard Deviation	3.5	0.6	9.3	7.4	9.8	7.4	11.0	10.4	10.9
Skew	-1.6	0.6	0.9	0.7	0.7	0.7	0.5	0.8	0.7
Kurtosis	2.1	-1.4	-0.9	-1.0	-1.1	-1.0	-1.3	-0.9	-1.1
Min	3.1	0.0	0.0	8.5	8.0	8.5	9.0	8.0	8.5
Max	17.2	1.6	24.6	32.0	38.5	32.0	41.0	39.5	40.5
Range	14.1	1.5	24.6	23.5	30.5	23.5	32.0	31.5	32.0



Descriptive Statistics

24 April 2010

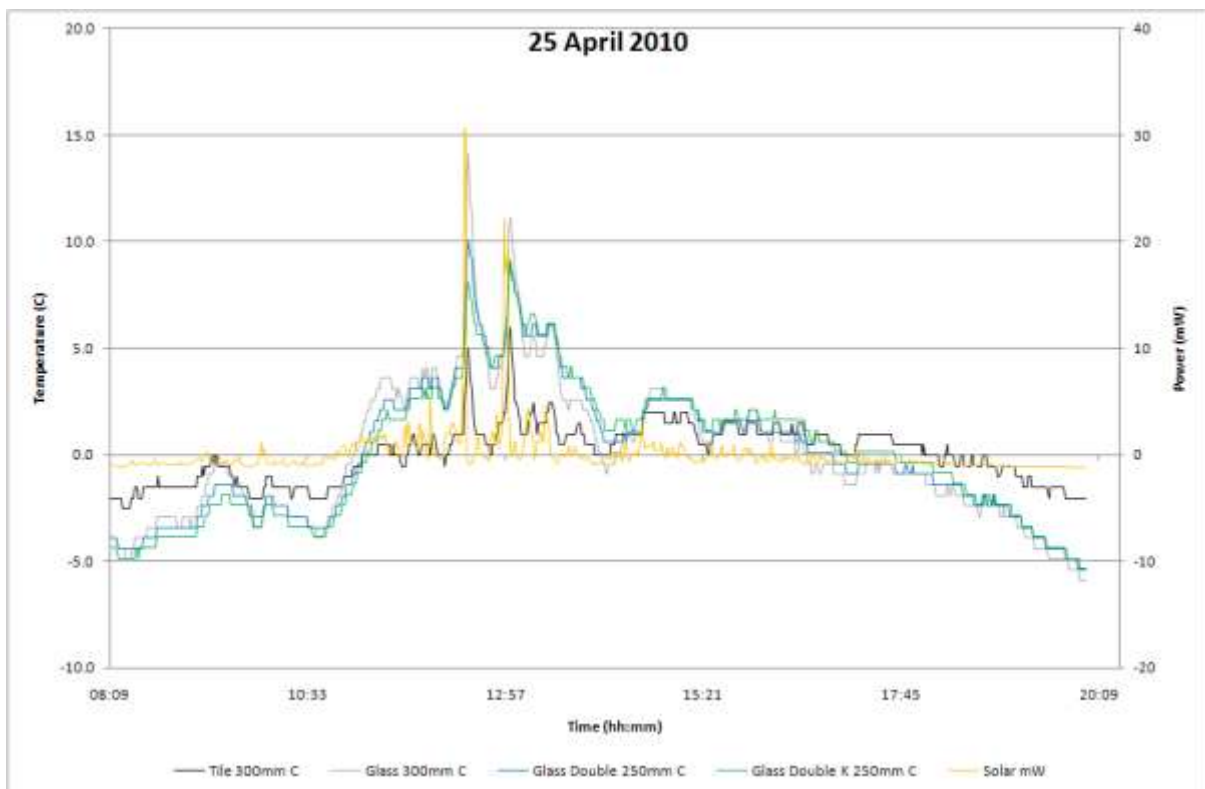
Description	Air Temperature C	Solar V	Solar mW	Solar Shiny C	Solar Matt C	Tile 300mm C	Glass 300mm C	Glass Double 250mm C	Glass Double K 250mm C
Count	84	720	720	720	720	720	720	720	720
Sum	1182.9	367	2389	11985	13190	11985	16057	16407	17242
Mean	14.1	0.5	3.3	16.6	18.3	16.6	22.3	22.8	23.9
Mode	14.4	0.6	4.1	17.0	18.5	17.0	28.5	29.5	31.0
Median	14.4	0.5	2.8	17.0	18.8	17.0	23.0	24.0	25.0
Standard Deviation	2.0	0.3	2.9	3.1	4.0	3.1	5.3	5.4	5.8
Skew	-1.2	-0.1	0.8	-0.5	-0.4	-0.5	-0.4	-0.4	-0.4
Kurtosis	1.3	-1.0	-0.1	-0.5	-0.8	-0.5	-1.1	-1.1	-1.1
Min	7.7	0.0	0.0	9.0	9.5	9.0	12.0	12.5	13.0
Max	16.9	1.2	13.3	21.5	25.0	21.5	29.5	29.5	31.5
Range	9.2	1.1	13.3	12.5	15.5	12.5	17.5	17.0	18.5



Descriptive Statistics

25 April 2010

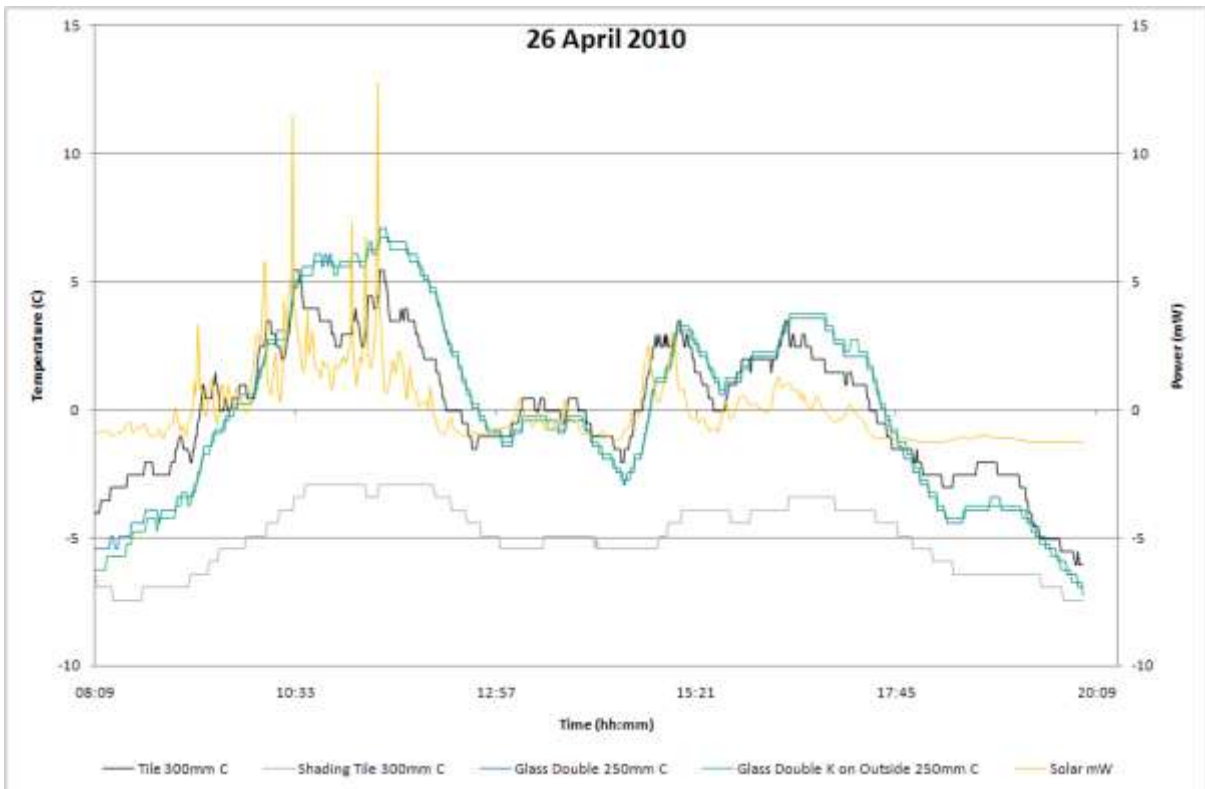
Description	Air Temperature C	Solar V	Solar mW	Solar Shiny C	Solar Matt C	Tile 300mm C	Glass 300mm C	Glass Double 250mm C	Glass Double K 250mm C
Count	87	720	720	720	720	720	720	720	720
Sum	1169.7	209	831	10100	10593	10100	13221	13249	13579
Mean	13.4	0.3	1.2	14.0	14.7	14.0	18.4	18.4	18.9
Mode	11.8	0.2	0.3	15.0	15.5	15.0	15.5	19.5	20.5
Median	13.6	0.3	0.6	14.0	14.5	14.0	18.0	18.0	19.0
Standard Deviation	1.1	0.2	2.3	1.4	2.0	1.4	3.3	3.1	3.2
Skew	-0.1	2.8	9.0	0.3	0.9	0.3	0.8	0.5	0.3
Kurtosis	-1.4	15.9	100.9	0.5	2.7	0.5	1.0	-0.2	-0.6
Min	11.6	0.0	0.0	11.5	11.5	11.5	12.5	13.0	13.5
Max	15.4	1.8	31.8	20.0	24.5	20.0	32.5	28.5	28.0
Range	3.8	1.8	31.8	8.5	13.0	8.5	20.0	15.5	14.5



Descriptive Statistics

26 April 2010

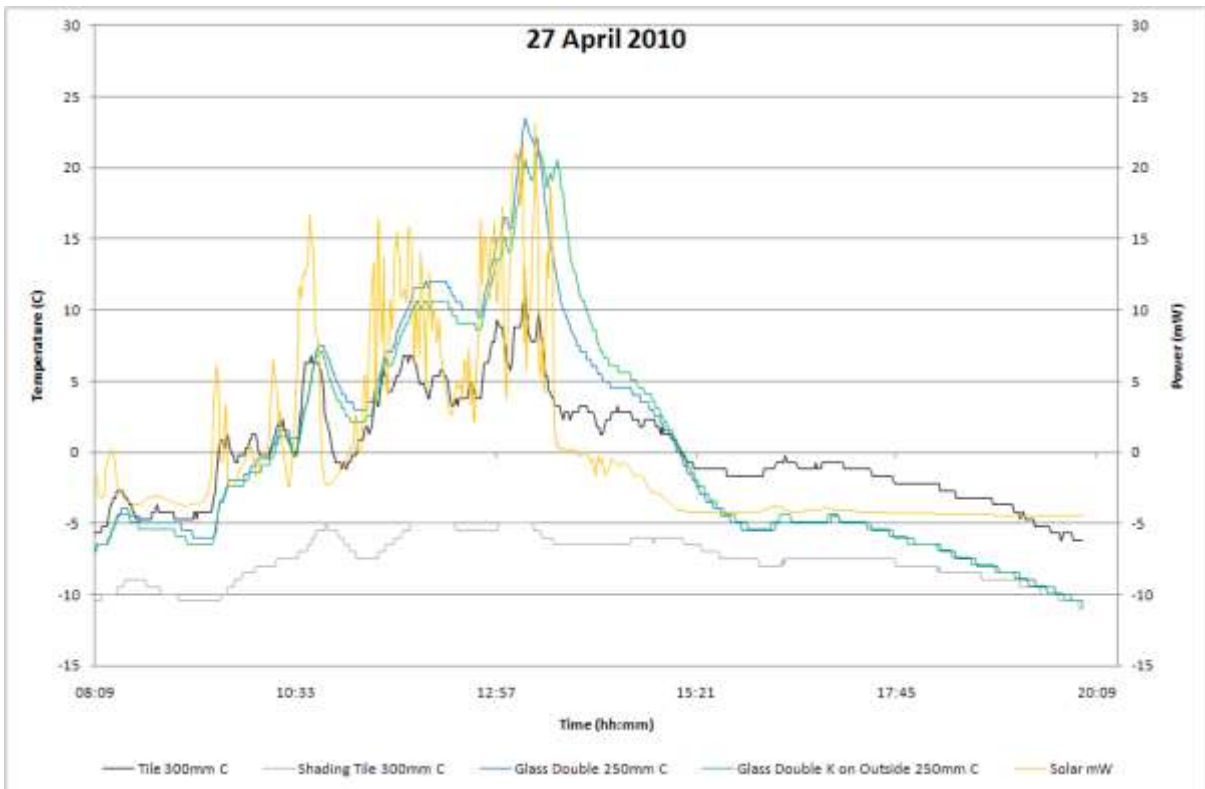
Description	Air Temperature C	Solar V	Solar mW	Solar Shiny C	Solar Matt C	Tile 300mm C	Shading Tile 300mm C	Glass Double 250mm C	Glass Double K on Outside 250mm C
Count	96	720	720	720	720	720	720	720	720
Sum	1334	227	925	11917	12582	11917	10787	14354	14579
Mean	13.9	0.3	1.3	16.6	17.5	16.6	15.0	19.9	20.2
Mode	13.6	0.1	0.0	14.0	16.0	14.0	16.0	16.0	16.5
Median	13.9	0.3	0.9	16.5	17.5	16.5	15.0	19.5	20.0
Standard Deviation	1.1	0.2	1.5	2.5	3.3	2.5	1.4	3.6	3.7
Skew	-0.3	0.7	2.9	-0.2	-0.1	-0.2	-0.2	0.1	0.0
Kurtosis	-0.8	0.8	15.4	-0.6	-0.6	-0.6	-1.1	-1.0	-1.0
Min	11.3	0.0	0.0	10.5	10.0	10.5	12.5	13.0	13.0
Max	15.8	1.2	14.1	22.0	25.5	22.0	17.0	27.0	27.0
Range	4.5	1.2	14.0	11.5	15.5	11.5	4.5	14.0	14.0



Descriptive Statistics

27 April 2010

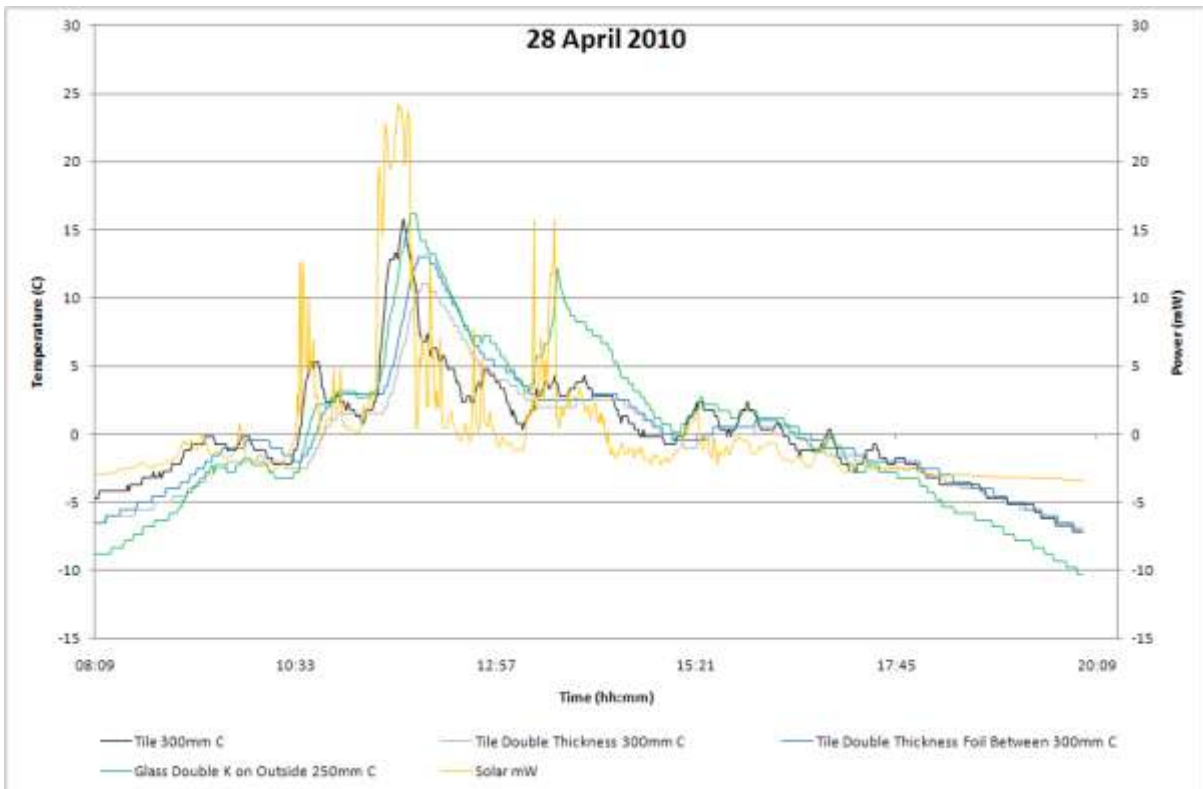
Description	Air Temperature C	Solar V	Solar mW	Solar Shiny C	Solar Matt C	Tile 300mm C	Shading Tile 300mm C	Glass Double 250mm C	Glass Double K on Outside 250mm C
Count	89	720	720	720	720	720	720	720	720
Sum	1402	375	3218	12743	13669	12743	11454	16897	17212
Mean	15.8	0.5	4.5	17.7	19.0	17.7	15.9	23.5	23.9
Mode	18.7	0.2	0.3	16.5	14.0	16.5	16.0	18.5	19.0
Median	16.9	0.4	1.4	17.0	17.0	17.0	16.0	19.5	20.0
Standard Deviation	2.7	0.4	6.2	3.8	5.5	3.8	1.7	7.8	8.0
Skew	-0.7	0.9	1.6	0.5	0.7	0.5	-0.2	0.9	0.9
Kurtosis	-0.9	-0.4	1.7	-0.4	-0.3	-0.4	-0.9	0.0	-0.2
Min	10.2	0.0	0.0	11.5	11.0	11.5	12.5	13.0	13.0
Max	18.7	1.7	27.7	29.0	35.0	29.0	18.5	47.0	45.0
Range	8.5	1.6	27.7	17.5	24.0	17.5	6.0	34.0	32.0



Descriptive Statistics

28 April 2010

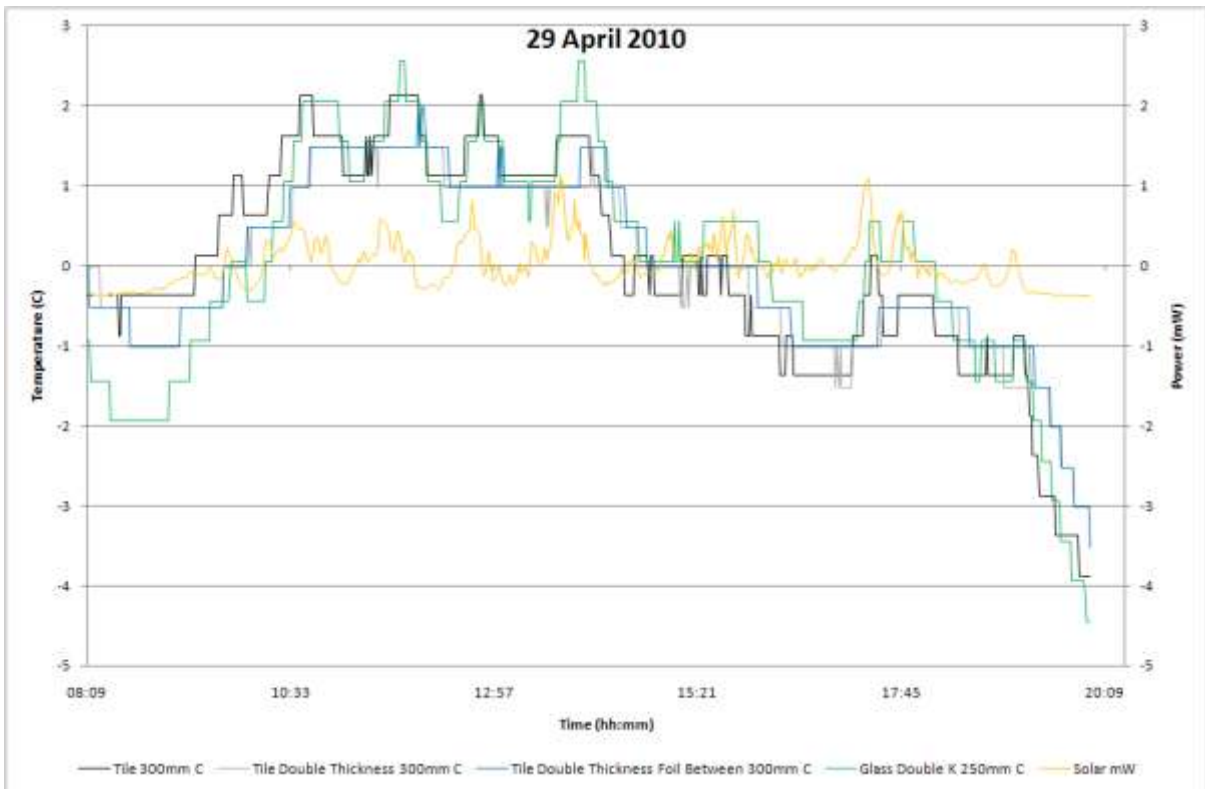
Description	Air Temperature C	Solar V	Solar mW	Solar Shiny C	Solar Matt C	Tile 300mm C	Tile Double Thickness 300mm C	Tile Double Thickness Foil Between 300mm C	Glass Double K on Outside 250mm C
Count	94	720	720	720	720	720	720	720	720
Sum	1565	355	2408	14177	15009	14177	14638	15126	18220
Mean	16.6	0.5	3.3	19.7	20.8	19.7	20.3	21.0	25.3
Mode	14.8	0.2	0.4	19.5	20.0	19.5	18.5	24.0	23.0
Median	16.3	0.4	1.9	19.5	20.0	19.5	20.0	20.5	25.0
Standard Deviation	2.1	0.3	4.8	4.0	5.0	4.0	4.0	4.4	6.1
Skew	0.0	1.5	3.2	1.0	1.2	1.0	0.8	0.8	0.4
Kurtosis	-1.0	3.2	11.3	2.0	2.8	2.0	0.5	0.8	-0.4
Min	11.9	0.0	0.0	12.5	12.0	12.5	14.0	14.0	15.0
Max	20.2	1.7	27.6	35.5	41.5	35.5	32.0	34.0	41.5
Range	8.3	1.6	27.6	23.0	29.5	23.0	18.0	20.0	26.5



Descriptive Statistics

29 April 2010

Description	Air Temperature C	Solar V	Solar mW	Solar Shiny C	Solar Matt C	Tile 300mm C	Tile Double Thickness 300mm C	Tile Double Thickness Foil Between 300mm C	Glass Double K 250mm C
Count	130	720	720	720	720	720	720	720	720
Sum	1387	136	283	8550	8715	8550	8987	9015	10761
Mean	10.7	0.2	0.4	11.9	12.1	11.9	12.5	12.5	14.9
Mode	10.6	0.2	0.5	11.5	11.5	11.5	12.0	12.0	15.0
Median	10.7	0.2	0.3	11.5	12.0	11.5	12.5	12.5	15.0
Standard Deviation	0.9	0.1	0.3	1.3	1.5	1.3	1.0	1.1	1.4
Skew	-0.1	0.0	1.0	-0.5	-0.6	-0.5	-0.4	-0.3	-0.5
Kurtosis	-1.1	-0.4	1.2	0.2	0.7	0.2	-0.2	-0.2	0.1
Min	9.1	0.0	0.0	8.0	7.5	8.0	9.5	9.0	10.5
Max	12.2	0.4	1.5	14.0	14.5	14.0	14.0	14.5	17.5
Range	3.1	0.4	1.5	6.0	7.0	6.0	4.5	5.5	7.0



Descriptive Statistics

30 April 2010

Description	Air Temperature C	Solar V	Solar mW	Solar Shiny C	Solar Matt C	Tile 300mm C	Tile White Gloss 300mm C	Tile White Matt 300mm C	Glass 250mm C
Count	113	720	720	720	600	720	720	600	720
Sum	1375	238	1059	9624	8935	9624	8952	7723	12782
Mean	12.2	0.3	1.5	13.4	14.9	13.4	12.4	12.9	17.8
Mode	11.2	0.3	0.8	12.5	13.0	12.5	12.0	12.0	16.5
Median	12.2	0.3	1.0	13.0	15.0	13.0	12.0	12.5	17.5
Standard Deviation	0.9	0.2	1.7	2.3	2.5	2.3	1.5	1.3	3.9
Skew	0.0	0.6	2.6	0.1	0.3	0.1	0.1	0.2	0.1
Kurtosis	-1.2	0.4	12.0	-1.0	-1.0	-1.0	-1.0	-1.2	-0.6
Min	10.4	0.0	0.0	9.5	10.5	9.5	10.0	10.5	10.5
Max	13.9	1.3	16.6	19.0	22.0	19.0	15.0	15.0	27.0
Range	3.5	1.3	16.6	9.5	11.5	9.5	5.0	4.5	16.5

